



TERMS OF USE & easy GUIDE

EDUCLIPS TERMS OF USE



By purchasing Educlips graphics, you are entitled to use the images for personal and/or commercial use. In doing so, you agree to the following terms:

- When you use the graphics commercially, please add a credit to www.teacherspayteachers.com/store/educclips somewhere in your product. An Educlips logo is included & can be added easily to your product if you wish to use it.
- Images may be used in personal & commercial products (free & paid). You must ensure that your documents are **flattened and secured in PDF** format so that they cannot be easily copied or extracted.
- Please see the 'PERMITTED, PERMITTED WITH SPECIAL LICENSE, AND NOT PERMITTED' sections in this document to see if the graphics will work for you before you buy.
- These graphics are intended for personal and small commercial use. If you intend to sell more than 1000 copies of your product, please contact me about a large production license. This does not apply to digital download teaching resources.
- Educlips retains the copyright to all graphics. When you purchase Educlips graphics, you are not purchasing the copyright and you cannot claim them as your own.
- Due to the digital nature of these products, no refunds or returns are available.
- Educlips is not responsible for any harm resulting from the downloading of images from our stores/websites. When you open our files, you are accepting responsibility for any harm/complications done to your property.
- Types of files are clearly stated on product description pages. Please ensure that you are able to open the types of files as stated before purchasing.

PERMITTED

- Images can be used in lesson plans, classroom center activities, worksheets, progress reports, report cards, certificates, student writing paper, color by number, letter or code, TPT banners, marketing buttons/posters
- You may use the images in educational flashcards, posters, games, puzzles, puppets, brag/gift tags, postcards as long as there is a clear educational purpose. These products must be accompanied by teacher notes and not just consist of a collection of images only.
- Coloring pages may be included in a product but ONLY when being used to support your own ideas & work. Using the images as coloring pages on their own in some type of coloring book is NOT PERMITTED.
- You may use images in your digital product. Please lock down the images in PDF or similar. Making the images moveable (drag and drop, animated in Google products, Smart Notebook) is now permitted with a license.

NOT PERMITTED

- Products that contain coloring pages only. Products that have 'coloring/color' (in any language) in the title
- Creating your own clip art using Educlips clip art images or advertising your own clipart products using Educlips images.
- Digitalized embroidery
- Altering any images: recoloring, taking out facial features, placing patterns over the top etc.
- Unsecured images that are loose inside the document, enabling them to be lifted.
- Sharing, trading, redistributing, or selling Educlips graphics is **not permitted**.
- Using Educlips images in on-demand printed commercial products (T shirts, stationary, mugs, stickers, buttons, notebooks, cards) such as Vista Print, Café Press, Zazzle etc.

PERMITTED WITH SPECIAL LICENSE ONLY

You may use the graphics in the following ways ONLY with special license. Find special licenses in the LICENSES category.

- Fuzzy Felt/flannel board
- Class/School Merchandise
- ipad/android app
- blog/website design
- logo design
- hard copy book publishing
- movable graphics in digital products (not needed for graphics from DIGI sets)

*You must also register your details on the licensing form. This can be found when you **download the licensing packet after purchase**.

PLEASE CONTACT ME AT educclipsdesign@gmail.com FOR PERMISSION IF YOU ARE UNCLEAR ABOUT THESE TERMS OR IF YOU WANT TO USE THE GRAPHICS IN WAYS THAT ARE NOT SHOWN HERE.




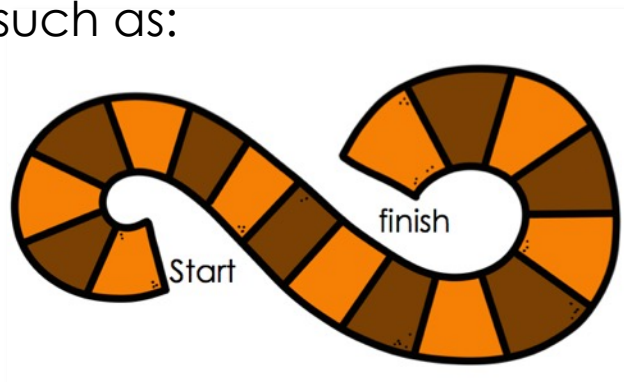
Easy Guide

Educlips Terms of use explained

Here's a quick guide to navigating the Terms Of use:



Yes! You can use the images in some simple products such as:



- Bingo
- Flashcards (with text)
- Games
- Puppets
- Brag tags/gift tags
- Postcards

**ADD TEACHER
NOTES/IDEAS/TEXT
SO THAT YOUR
PRODUCT DOES NOT
CONSIST OF JUST
IMAGES.**

No extended license is needed when you create these types of products

YES!


You can use the images in:

- Posters
- Lesson plans
- Classroom centers
- Worksheets
- Progress reports
- Report cards
- Certificates
- Student writing paper (with text)
- Color by number, letter or code
- Education store marketing buttons and posters (must be combined with text)

No extended license is needed when you create these types of products



**ADD TEACHER
NOTES/IDEAS/TEXT
SO YOUR PRODUCT
DOES NOT CONSIST
OF JUST IMAGES.**



Yes!



You may also use the images in:

- **Outschool:** You may use Educlips images to hold up to show students on a video or on livestream for the purpose of demonstrating/illustrating a talking point or an idea. Downloadable handouts must be accompanied by text and in secured PDF format.
- **MP4 Video:** You may use Educlips images to hold up to show students on a video for the purpose of demonstrating/illustrating a talking point or an idea. A credit to Educlips store is required somewhere in your video.
- **BOOKS:** The images can be used in books. Downloadable books do not require a license.
- Hard copy books DO require a license. See the 'licenses' category in the store to read more about book licenses.

No extended license
is needed when you
create these types of
products

COLORING PAGES

You may only use the images in coloring pages when they are part of a **larger body of work**, which includes your own ideas and words.

It is not permitted to create coloring page products, sell them as coloring pages or offer them with the word, 'coloring' in the title (in any language).



IMAGES in your DIGITAL RESOURCES



USING THE IMAGES IN A BACKGROUND in DIGITAL PAPERLESS RESOURCES

You do not need a license if you are using the images as a background in any digital resource. But background images need to be flattened and secured in PDF format before placing them in your program.



MAKING IMAGES MOVABLE in your DIGITAL PAPERLESS RESOURCES

You might want to make your images movable or able to be dragged and dropped around the screen.



Images from our standard sets are large and high resolution. They're not designed for screen use. However, you can use them with a license.



For protection, images must also be **re-formatted**. To do this:

- Box in to a shape
- Add pattern/color background
- Add text over the top



USING 'DIGI' IMAGES in your DIGITAL PAPERLESS RESOURCES



DIGI sets have been designed especially for digital paperless resources. **NO DIGITAL LICENSE IS NEEDED FOR USING THIS LINE OF 'DIGI' GRAPHICS IN YOUR COMMERCIAL DIGITAL PRODUCTS.**

DIGI sets:

- Can be used in 'as is' in your commercial products
- Lower resolution (150dpi) and 2-3 ins in length
- Ideal for digital use as they allow for quicker uploads & downloads
- Use in Powerpoint, Word, Keynote, Google programs, Boom Cards, Seesaw.
- Can be used in printables but are not ideal because of small size.
- DIGI images may not be shared or given away to others
- Use of the images in apps, logos, banners will require a separate license.



All Educlips images may be used in BOOM CARDS & SEESAW without a license or reformatting.

DIGITAL RESOURCES TERMS OF USE (in a nutshell)

STANDARD SETS

- 300 DPI - HIGH RESOLUTION
- APPROX 6-8INS LONGEST LENGTH
- PERFECT FOR PRINTING

- CAN BE USED IN DIGITAL PAPERLESS RESOURCES (LICENSE REQUIRED AS MOVABLE IMAGES)

		IMAGES USED AS PART OF A BACKGROUND WITH IMAGES SECURED IN PDF FORMAT BEFORE PLACING INTO THE SLIDE	IMAGES USED AS MOVABLE PIECES (SUCH AS DRAG & DROP OR MOVED AROUND SCREEN BY STUDENT)
GOOGLE	-SLIDES -DOCS -DRAW	✓ NO EXTENDED LICNESE REQUIRED ✓ & NO REFORMATTING OF IMAGES REQUIRED ✓	✓ EXTENDED LICENSE REQUIRED ✓ IMAGES MUST BE REFORMATTED ✓
MICROSOFT	-POWERPOINT -WORD	✓ NO EXTENDED LICNESE REQUIRED ✓ & NO REFORMATTING OF IMAGES REQUIRED ✓	✓ EXTENDED LICENSE REQUIRED ✓ IMAGES MUST BE REFORMATTED ✓
KEYNOTE		✓	✓
	BOOM CARDS EASEL & SEESAW	✓ NO EXTENDED LICNESE REQUIRED ✓ & NO REFORMATTING OF IMAGES REQUIRED ✓	✓ NO EXTENDED LICENSE REQUIRED ✓ & NO REFORMATTING OF IMAGES REQUIRED ✓
Images are secure on Boom, Easel & Seesaw			

DIGI SETS

- 150 DPI - LOWER RESOLUTION
- APPROX 3INS AT LONGEST LENGTH
- NOT GREAT FOR PRINTING

- QUICKER DOWNLOAD/UPLOAD TIMES IN DIGITAL PAPERLESS RESOURCES

		IMAGES USED AS PART OF A BACKGROUND WITH IMAGES SECURED IN PDF FORMAT BEFORE PLACING INTO THE SLIDE	IMAGES USED AS MOVABLE PIECES (SUCH AS DRAG & DROP OR MOVED AROUND SCREEN BY STUDENT)
GOOGLE	-SLIDES -DOCS -DRAW	✓ NO EXTENDED LICNESE REQUIRED ✓ & NO REFORMATTING OF IMAGES REQUIRED ✓	✓ NO EXTENDED LICNESE REQUIRED ✓ & NO REFORMATTING OF IMAGES REQUIRED ✓
MICROSOFT	-POWERPOINT -WORD	✓ NO EXTENDED LICNESE REQUIRED ✓ & NO REFORMATTING OF IMAGES REQUIRED ✓	✓ NO EXTENDED LICNESE REQUIRED ✓ & NO REFORMATTING OF IMAGES REQUIRED ✓
KEYNOTE		✓	✓
	BOOM CARDS SEESAW	✓ NO EXTENDED LICNESE REQUIRED ✓ & NO REFORMATTING OF IMAGES REQUIRED ✓	✓ NO EXTENDED LICNESE REQUIRED ✓ & NO REFORMATTING OF IMAGES REQUIRED ✓
IMAGES ARE SECURE ON BOOM & SEESAW PLATFORMS			




STANDARD SETS
(DO NOT SAY
'DIGI' ON THEM)



DIGI SETS ARE
GREY & HAVE
'DIGI' ON THEM

Sorry!



The terms of use do NOT allow:

- ✗ Products with coloring pages only
- ✗ Using Educlips clip art to create your own pieces of clipart
- ✗ Digitalized embroidery
- ✗ Altering images: cutting up, taking out facial features, placing patterns over images etc.
- ✗ Unsecured images that are loose, enabling them to be lifted from your document.***
- ✗ Sharing, trading, redistributing or selling Educlips graphics
- ✗ Using Educlips graphics in print on-demand (Vista Print, café Press, Zazzle) & commercial products such as T-shirts, mugs, stationary, stickers, buttons, fuzzy felt pictures, notebooks, cards etc.

***Moveable digital images using our standard selection of clipart can be created with a license and need to be reformatted before using in a digital product.

'DIGI' graphics sets DO NOT require a license and may be used in digital resources 'as is'.

OTHER RESTRICTED/NOT PERMITTED USES

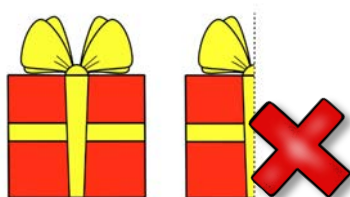


SORRY! These uses are NOT PERMITTED:

X Recoloring images to create 'shadow' products



X Cropping images to create symmetry products



You may add just one or two of these
Images to illustrate a point
or activity only

X Creating editable templates in Google
products/PowerPoint

This often consists of images on their own without text. This is deemed as reselling the images as clipart which is not permitted.

X Using images in bulletin board products.

These are usually made up of stand alone images and are therefore not able to be used in such products. However, if your bulletin board product contains images WITH text such as informational posters, you can use Educlips images in them as long as you are not offering pages of images on their own.

X Stand alone images on hard goods.

The nature of these products means that the images are on their own and not combined with your own educational content.

Images MAY only be used on hard goods when they are part of a larger educational activity, which includes educational content.

Special Extended Licenses



Need a license?

Purchasing a license is **EASY!**

Head over to the **LICENSES** page

- 1 Choose the license you want and purchase
- 2 Download the packet
- 3 Hit the link inside the packet to fill out the form in order to register your license

EDUCLIPS SPECIAL LICENSES

Please complete this form to register your special license. If you have any questions, please feel free to contact us at educipsdesign@gmail.com

* Required

Your name *

Your answer

Your email address *

Your answer

Type of license purchased *

- ☐ Logo Design (1 license req'd per logo)
- ☐ Web Blog Design (1 license req'd per website/blog design)
- ☐ Ipad or Android App (1 license per app)
- ☐ Fuzzy Felt/Flannel Board (1 license per product)
- ☐ School Merchandise (1 license per design)
- ☐ School Yearbook (1 license per book design)
- ☐ Published hard copy book (1 license per book design)
- ☐ Moveable graphics license (1 license per user - covers use of all Educlips graphics)

Your receipt number *

Your answer

Name of your store/website where the graphics will be used *

Your answer

website/blog address where the graphics will be used *

Your answer

SUBMIT

Page 1 of 1

Finally....



Please contact me at educlipsdesign@gmail.com to find out more about Educlips graphics.

Want to use the graphics in a way that is not shown here? Send us your question!

WE'RE ALWAYS READY TO HELP!

educlipsdesign@gmail.com

